

SEASONS

at

The Res



Winter 2009 13950 Scout Lane Mishawaka, Indiana 46544

Bring the beauty and fragrance of a real tree into your home.

Christmas Tree Sale

Big Sale Weekends Nov 28, 29,
Dec 5, 6, 12, 13, 19 & 20

Sat. 9 a.m. - 3 p.m. Sun 12 p.m. - 3 p.m.

For weekday sales please call the Res 259-1850 Donation is \$20.00

Tree trunks can be cut and trees tied to cars during weekend sales, when manpower is available.

Saturday, Nov 28

Bring a non-perishable food donation to Jernegan Lodge for the Penn Township Food Pantry or a pet donation for the Pet Refuge and receive a free cup of hot chocolate, candy canes or holiday treats. Donations can be brought to the Res throughout December. Check our website at www.mishawakares.org

Want to save a tree?

Please provide your e-mail address and we will send you our newsletter and notices of upcoming events via e-mail!

Holiday Open House

Place, Date and Time:

Jernegan Lodge at the Res
13950 Scout Lane, Mishawaka, IN
Wednesday, December 2, 5:00 p.m. 8:00 p.m.

Please join us at Jernegan Lodge for our Holiday Open House. See Jernegan Lodge decorated for the Holidays. Nibble holiday treats, while sitting by the fire. Meet board members and the Ranger team while learning what's happening at the Res.




Preservation of the Res, Inc. Board of Directors February 2009 - February 2010

Deric Eggleston, President
David Eggleston, Vice President
Amy Crossons, Secretary
Don Inks, Treasurer
Larry Berreth, Member
Barbara Books, Member
Steve Budd, Member
R. David DeFauw, Member
David Kotecki, Member
Scott Liggett, Member
Kevin Leonard, Member
Sharleen Potterbaum, Member
Phil Rea, Member
Peg VanNevel, Member
Dave & Janet Norris Ranger Team

Selection, Care, Safety and Disposal of Your Christmas Tree

Choosing Your Tree

Scotch Pine trees have dense foliage a more open appearance and strong branches leaving more room for an abundance of relatively heavy ornaments.



White Pine trees with their long, slender, flexible needles have a delicate look and support smaller, lighter decorations. Both Scotch Pine and White Pine trees are great choices for Christmas trees and have excellent needle retention.

Caring for the Cut Tree

It is very important to saw at least one-quarter of an inch off the base of the trunk if the tree has been harvested over 4 hours. This fresh cut will create a free flow of water into the tree to preserve freshness.

Water, water, water; Trees are very thirsty so don't let the water level go below the fresh cut base, causing the base to seal. Be sure to check the stand every day for water. Don't be surprised if you add up to a gallon of water a day at first. Easier watering hint: buy a funnel and a 3 to 4 foot tube. Slip the tube over the funnel outlet, extend tubing down to the tree stand and water without bending over or disturbing the tree skirt or decoration. Hide this in an out-of-the-way part of the tree.

The cooler you can keep your tree the better. Place your Christmas tree away from heat sources like the fireplace or heater vents. Some species keep their moisture longer than others, but if properly hydrated and away from direct heat, your tree should last four or five weeks.

Christmas Tree Safety

Make sure your tree is well supported. Use UL approved electrical decorations and cords. Miniature lights produce less heat and reduce the drying effect and a chance of fire. Check all electrical wires for cracked sockets and worn frayed wires. **NEVER PLACE A LIGHTED CANDLE NEAR YOUR TREE.** Don't overload one outlet and keep wood, paper and cloth ornaments away from lights.


Disposal of Tree

Why not help our wildlife? Discarded trees offer protection from predators, snow and wind for rabbits, squirrels, quail and songbirds. Songbirds can rest and feed in the windbreak of a tree. Take your tree to an area already used by wildlife. Create a feast; decorate it with strands of popcorn, suet bags or peanuts. If you tie your tree to a stake in a leaning position it provides maximum shelter. To create a fish shelter, attach a large rock or concrete block to the tree and submerge it in shallow water of ponds and lakes. Fish will use the tree for cover making it a great spot to fish in the spring. Trees can also be cut up and used as mulch.


How to Tie a Bow.

A floral bow is one that has a variety of loop sizes. The larger loops are around the outside of the bow and the sizes gradually get smaller towards the center. They may have as few as four to eight loops or as many as twenty to thirty loops. The loops are spread apart to make the shape oval or round and tails are generally hanging below.


1. Pinch the ribbon and make a loop leaving the tail the desired length.




2. Continue making loops gradually increasing the size of the loops until the bow is full and you have enough ribbon left to make the other tail.



3. Secure the center of the bow with wire.



4. Fan out the loops.



5. Cut the tails at an angle or in points to finish off the bow.

Capital Avenue Update

One year from now the Res may look a whole lot different than it does now, at least with regard to its entrance. The Indiana Department of Transportation (INDOT) is proceeding with its plans to complete the final segments of the Capital Avenue Expressway that will link the Interstate 80/90 Toll Road to the US 20 Bypass. The last we heard, INDOT has slated the construction to begin on segment that extends along the Res' west property line in the Fall of 2010. We still do not know for certain what the first stage of this segment will be, but we presume that it will begin with the construction of the underpass that will bring traffic beneath the railroad tracks. INDOT officials have told us that the new Capital Avenue will be approximately at least 17-feet below grade, meaning the expressway will not be visible to someone standing on the ground looking to the west. Capital Avenue will gradually return to grade near its current intersection with Ninth Street.

The road's construction requires two slivers of the Res' property. The first of these two slivers is a narrow strip of land that extends along the railroad tracks (our northern property line) to provide right-of-way for the run-around for trains during the construction of the underpass. The State will utilize this right-of-way as part of the Res' new access road once the construction of the underpass is complete. The second sliver of land is a splinter of land on our south property line. INDOT will connect a retention pond built as part of the Capital Avenue project to Eller Ditch using this strip of land.

In the future, visitors will access the Res from Kline Street off of Lincoln Way East. Taking Kline Street south to Seventh Street, they will turn right and proceed to the Res' eastern property line. Here they will turn right on the new access road that will extend north to the railroad tracks. At the railroad tracks, the road will turn west. The new road will run along the tracks, as mentioned above, and then turn south just west of our maintenance garage. We'll keep you updated in future issues of the newsletter.

Upcoming Winter Events at the Res

January 30, 2010

Moonlight Ski at the Res, 6:00 pm. to 9:00 pm. – Come join us for hot chocolate and cookies after your ski. Ski rental available from our friends at Outpost Sports.

February 24, 2010

“Sleeping with the Grizzlies” – Join Ranger Dave as he narrates a slide show based upon his 20-plus years traveling to Glacier National Park, Montana back country.

Call the Res Office at 574-259-1850 or check out our website www.mishawakares.org for details

The Community Foundation of St. Joseph County

For more than fifteen years, the Community Foundation of St. Joseph County has been connecting people who care with causes that matter. The Community Foundation serves the people of St. Joseph County through initiatives and grant-making activities in the areas of art and culture, health and human services, youth and education, community and economic development, and parks and recreation. The Community Foundation of St. Joseph County is a tax-exempt charity, and gifts to the Foundation are fully tax deductible.


Visit Community Foundation of St. Joseph to donate directly to The Preservation of The Res

www.mishawakares.org



Founded in 1920
 Incorporated in 1976
 A 501(c)(3) non-profit corporation

13950 Scout Lane, Mishawaka, Indiana 46544
www.mishawakares.org



Yes, I'd like to support The Res!

Donation Amount \$ _____

Membership

Individual (\$15) Family (\$24) Corporate (\$100)

Please Make Checks Payable To The Res

Please place in a sealed envelope and drop into
 the locked, green box in front of the Ranger's Cabin



Name _____

Street Address _____

City _____ State _____ Zip _____

The Res is owned and operated by the Preservation of the Res, Inc., a private, 501(c)(3), a non-profit organization. The Res is private property and receives no Federal, State, County, or City funds. All donations and memberships are 100% tax deductible and go directly for operational expenses. For more information, Please call the Res office at (574)- 259-1850